





เครื่องปรับอากาศ “แคเรียร์”



42CH/38RE Series


Fan Coil Unit

Nominal: 400-2,000 CFM



พตท. 2134-2545

42CH/38RE Series



The Compact and Practical 42CH Fan Coil Units



มอก. 2134-2545

The Carrier 42CH horizontal furred-in Fan Coils are quiet, compact and flexible.

Nominal air quantity range from 400 cfm to 2,000 cfm. These units are engineered for industrial and medium static pressure.

Features

- Ultra-compact design-saves installation space
- High efficiency heat transfer surface
- Super quiet operation
- Low installation and maintenance cost-easy wiring, piping connections
- Installed with direct driven forward curved centrifugal fan and 4-speed high efficient motor
- Minimum power requirement for significant money saving to the owners
- Insulated drain pan
- Factory leak test
- Requires no expensive ductwork
- Ideal for new construction or renovation

Specifications

Description		Type	Concealed Duct Type																	
Model		Outdoor	38RE																	
		Indoor	012G2	016G2	018G2	018SCG2	020G2	024G2	024SCG2	033G2	033SCG2	033CTG2	036G2	036BSCG2	036SCG2	040BSCG2	040SCG2	048SC	060SC	
			42CH-B																	
			004	006	006	006	006	008	008	010	010	010	012	012	012	014	014	016	020	
Cooling Capacity*	BTUH		13,307	16,378	19,107	19,107	20,131	25,249	25,249	33,096	33,096	33,096	36,167	36,167	36,167	40,944	40,944	48,000	60,000	
	Watt		3,900	4,800	5,600	5,600	5,900	7,400	7,400	9,700	9,700	9,700	10,600	10,600	10,600	12,000	12,000	14,068	17,585	
Power Supply	V/Ph/Hz		220/1/50																	
Power Input	Kw		1.39	1.71	1.99	1.99	2.10	2.63	2.63	3.45	3.45	3.45	3.77	3.77	3.77	4.27	4.27	5.00	6.25	
E.E.R	BTUH/Watt		9.6																	
	WW		2.82																	
Current (RLA)**	AMP		6.3	7.8	9.0	9.0	9.5	12.0	12.0	15.7	15.7	5.2	5.7	17.1	5.7	19.4	6.5	7.6	9.5	
Indoor Air Circulation	CFM		400	600	600	600	600	800	800	1000	1000	1000	1200	1200	1200	1400	1400	1600	2000	
	l/s		189	283	283	283	283	378	378	472	472	472	566	566	566	661	661	755	944	
Dimension (Outdoor)	Height	mm.	585			635			740			890			1,095			435		
	Width	mm.	855			905			905			1,076			1,167			1,421		
	Depth	mm.	280			330			330			530			582			582		
Dimension (Indoor)	Height	mm.	265			290			290			1,231			1,167			1,421		
	Width	mm.	951			951			1,076			1,231			1,167			1,421		
	Depth	mm.	530			530			530			530			582			582		
Net Weight	Outdoor	kg.	43	48	50	51	53	70	71	78	79	89	90	99	118	137				
	Indoor	kg.	23		25			30		38		48		53	56	68				
Refrigerant			R-22																	
Connections O.D.	Liquid	inch.	1/4																	
		mm.	6.35																	
	Suction	inch.	1/2			5/8			3/4			7/8			22.23					
		mm.	12.7			15.88			19.05			22.23			22.23					
Drain	inch.	3/4																		
	mm.	19.05																		
Type of Compressor		Rotary			Scroll			Rotary			Scroll			Rotary			Scroll			

* COOLING CAPACITY BASED ON ENTERING AIR TEMP. 80 °F. DB/67 °F. WB, AMBIENT TEMP. 95 °F. DB

** RLA = RATED LOAD AMPERE

Carrier reserves the right to make changes in specifications without prior notice.

บริษัท ขอสงวนสิทธิ์ที่จะเปลี่ยนแปลงรายละเอียดข้างต้น โดยไม่ต้องแจ้งให้ทราบล่วงหน้า



◀ 38RE Series

บริษัท แคนเรีย (ประเทศไทย) จำกัด

ชั้น 14-15 อาคารเนชั่น ทาวเวอร์
46/63-74 ถ.บางนา-ตราด กม. 4.5
บางนา กรุงเทพฯ 10260
โทร. 0-2751-4777 แฟกซ์: 0-2751-4778

Carrier (Thailand) Ltd.

14-15th Fl., Nation Tower,
46/63-74 Bangna-Trad Road Km. 4.5, Bangna,
Bangkok 10260 Thailand
Tel.: 0-2751-4777 Fax: 0-2751-4778



YOUR CARRIER MAN :